

KEY FACTS ON COMMUNITY FOUNDATIONS

Outlook for Community Foundation Giving

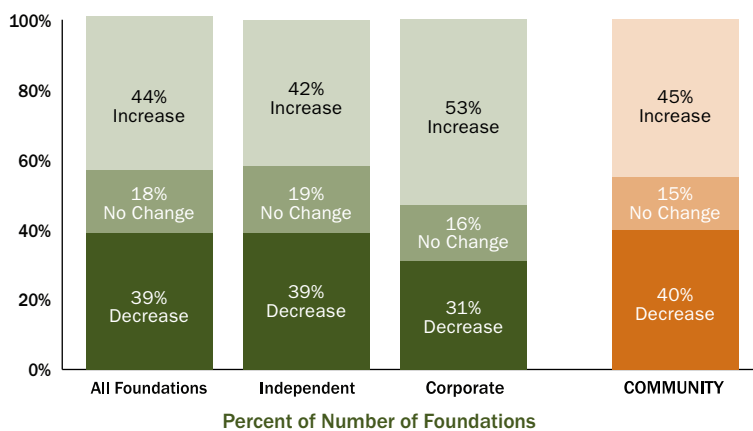
Estimated giving by U.S. community foundations was basically unchanged in 2011, following a less than 1 percent increase in 2010. Community foundation giving has remained flat for the last three years, hovering at roughly \$4.2 billion.¹

Prior to the recent recession, community foundations typically reported faster rates of annual growth in giving than independent or corporate foundations. While it may appear that this trend has reversed in the past couple of years, in reality many community foundations are reporting growth in funding. In fact, community foundations responding to the latest “Foundation Giving Forecast Survey” reported a *median increase* in 2011 giving of just over 5 percent. However, a handful of the largest community foundations reported substantial reductions, which kept overall giving flat.

Community foundations may begin to show stronger overall growth in giving in 2012. According to the Foundation Center’s latest “Foundation Giving Forecast Survey,” close to half of community foundations (45 percent) anticipate increasing their giving this year. Of these foundations, more than two-fifths estimate giving increases of 10 percent or more.

¹For more details see S. Lawrence, *Foundation Growth and Giving Estimates*, The Foundation Center, New York, 2012.

Three out of five surveyed community foundations expect to increase giving or keep it the same in 2012



Note: A total of 1,077 foundations responded to this question. The “Foundation Giving Forecast Survey” was conducted in January 2012.

\$4.2 billion
Estimated giving by community foundations in 2011

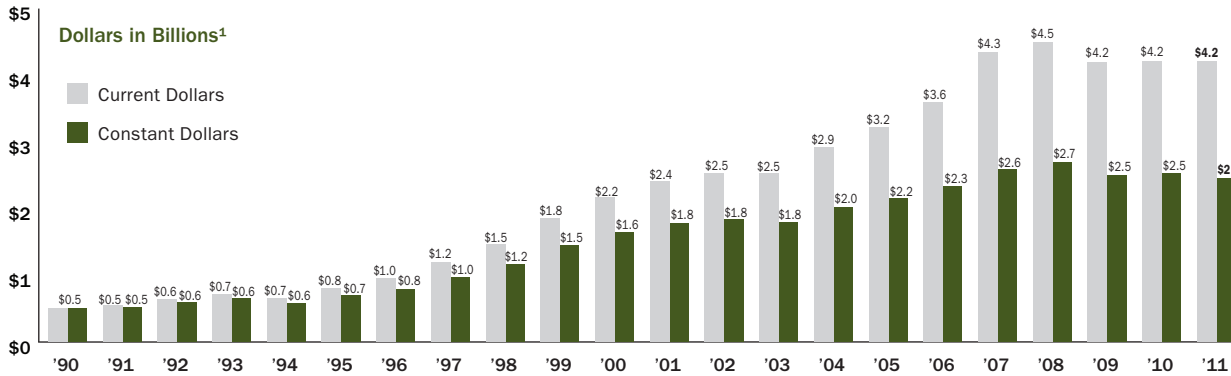
-0.1%
Estimated change in community foundation giving between 2010 and 2011

734
Number of grantmaking community foundations in 2010

44.3%
Share of community foundations reporting more than \$1 million in giving in 2010

9.2%
Community foundation giving as a share of all foundation giving in 2010

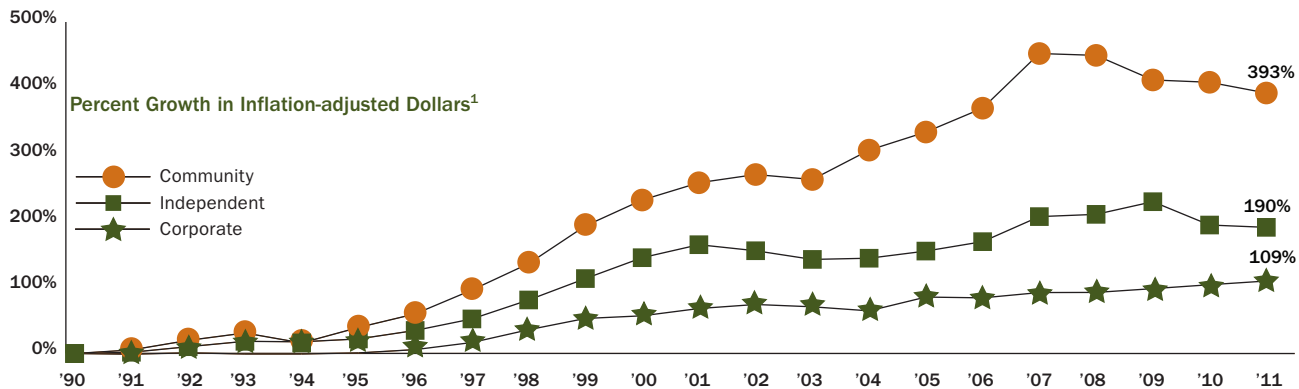
Inflation-adjusted community foundation giving has increased nearly fivefold since 1990



Note: Figures estimated for 2011.

¹Percent change in constant 1990 dollars based on annual average Consumer Price Index, all urban consumers (Source: U.S. Department of Labor, Bureau of Labor Statistics, as of July 2012).

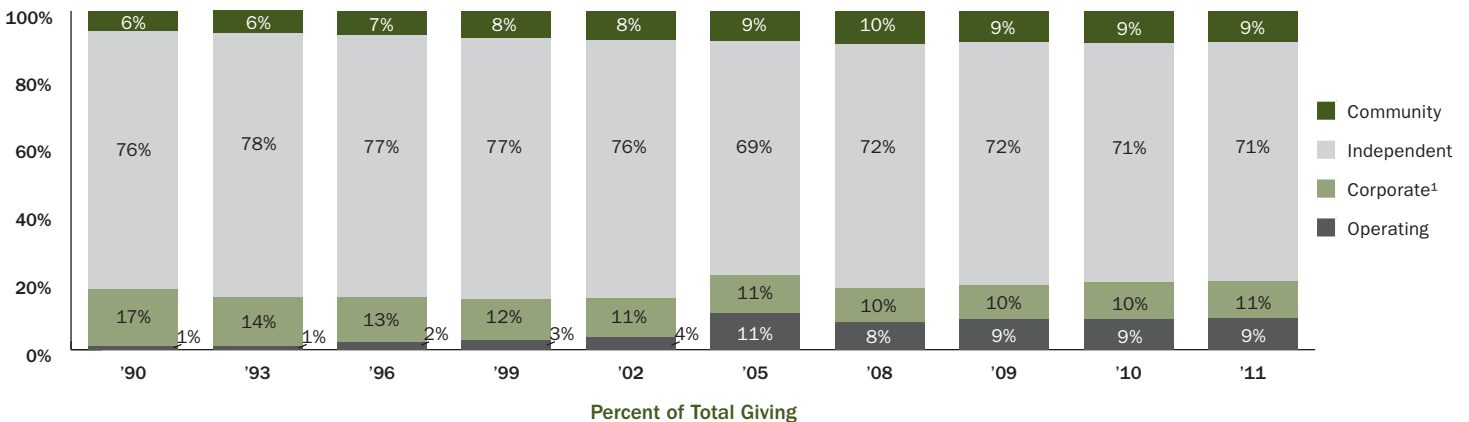
Accounting for inflation, community foundations reported the fastest cumulative growth in giving since 1990



Note: Figures estimated for 2011.

¹Percent change in constant 1990 dollars based on annual average Consumer Price Index, all urban consumers (Source: U.S. Department of Labor, Bureau of Labor Statistics, as of July 2012).

Since 1990, community foundations have increased their share of overall foundation giving



Note: Figures estimated for 2011; due to rounding, figures may not add up.

¹Excludes giving by corporate operating foundations.

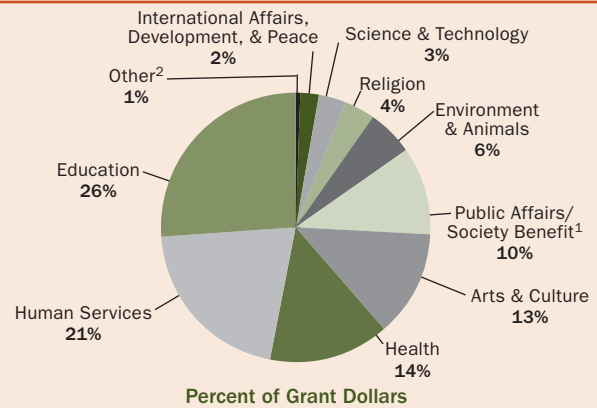
Community Foundation Giving Patterns, 2010

Compared to independent and corporate foundations, the larger community foundations included in the Foundation Center's 2010 grants sample¹ were more likely to provide funding for arts and culture, education, and religion. They were less likely to provide funding for international affairs and public affairs/society benefit.

By target population group, community foundation giving primarily benefited the economically disadvantaged and children and youth—consistent with independent and corporate foundations. By types of support, community foundations favored program support, followed by general operating support.

¹The Foundation Center's 2010 grants sample database includes all of the grants of \$10,000 or more awarded by 1,330 of the largest U.S. foundations, including 128 community foundations. The overall sample accounted for roughly half of grant dollars awarded by the more than 76,000 grantmaking U.S. foundations.

Education and human services were the top priorities of community foundations in 2010

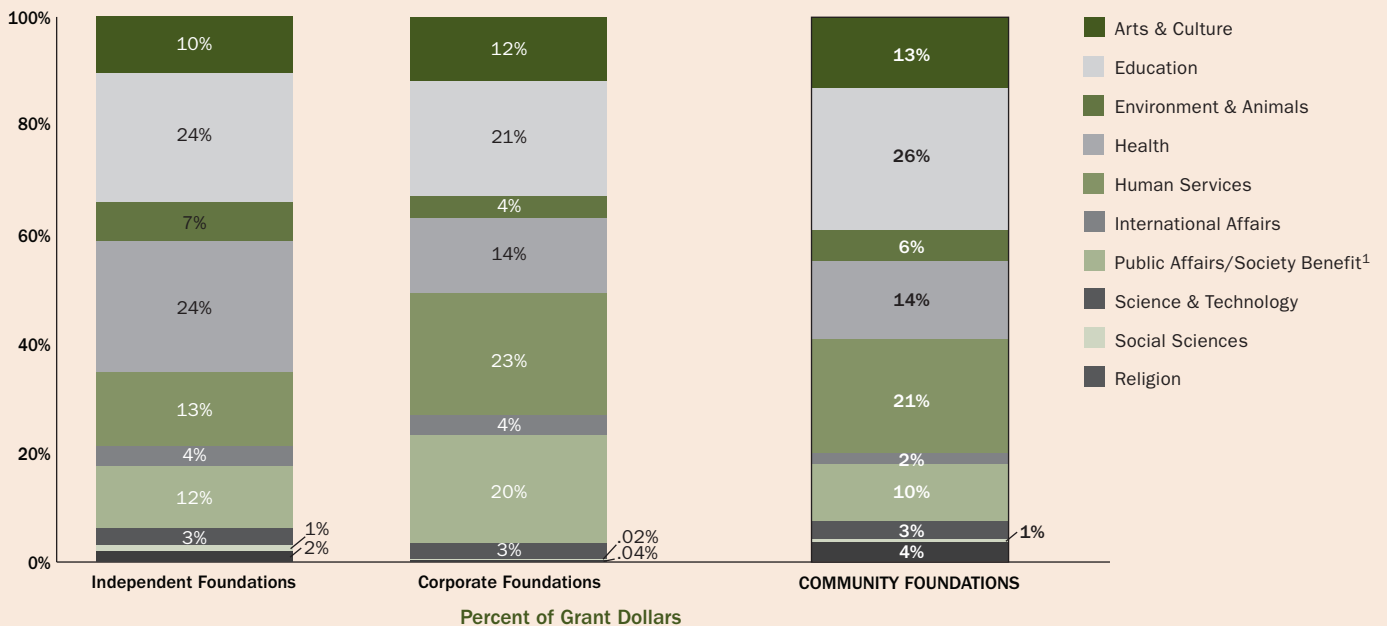


Note: Based on a sample of 128 larger community foundations. Due to rounding, figures may not add up to 100 percent.

¹Includes civil rights and social action, community improvement and development, philanthropy and voluntarism, and public affairs.

²Includes 0.5 percent of community foundation grant dollars awarded for the social sciences.

Community foundations provided relatively larger shares of their funding to arts and culture, education, and religion in 2010

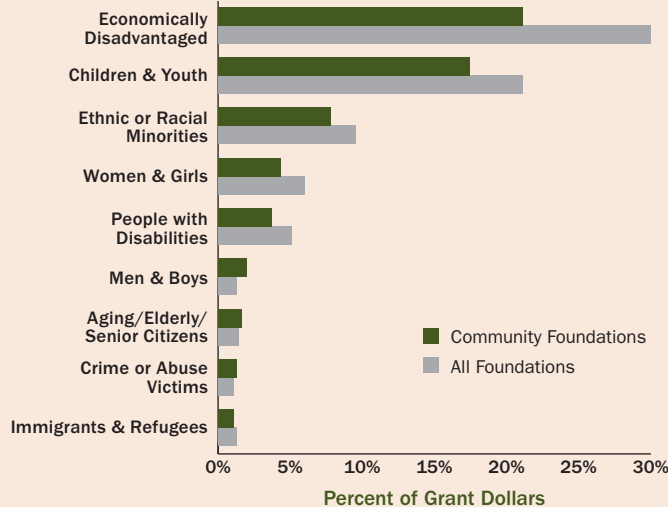


Note: Based on a sample of 1,330 larger foundations, including 128 larger community foundations. Due to rounding, figures may not add up to 100 percent.

¹Includes civil rights and social action, community improvement and development, philanthropy and voluntarism, and public affairs.

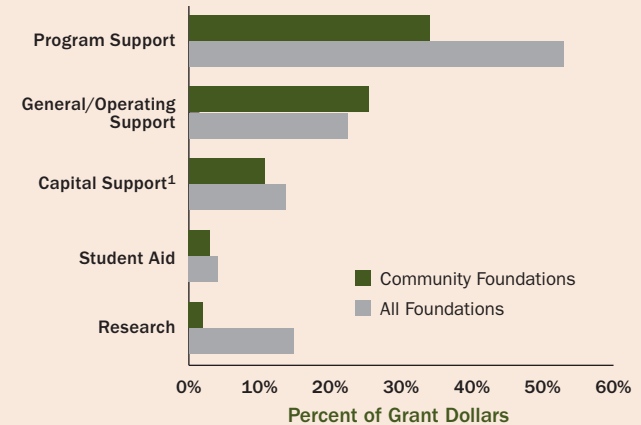
Community Foundation Giving Patterns, 2010, continued

Community foundations prioritized giving for the economically disadvantaged and children and youth in 2010



Note: Based on a sample of 1,330 larger foundations, including 128 community foundations. Chart includes selected beneficiary groups representing at least 1 percent of community foundation grant dollars. Figures represent only grants awarded to groups that could be identified as serving specific populations or grants whose descriptions specified a benefit for a specific population. These figures do not reflect all giving benefiting these groups. In addition, grants may benefit multiple population groups, e.g., a grant for homeless children, and would therefore be counted more than once.

Community foundations allocated a larger share of their grant dollars for operating support than did foundations overall in 2010



Note: Based on a sample of 1,330 larger foundations, including 128 community foundations. Approximately 40 percent of community foundation grant dollars could not be identified by type of support.
¹Includes endowment funds.

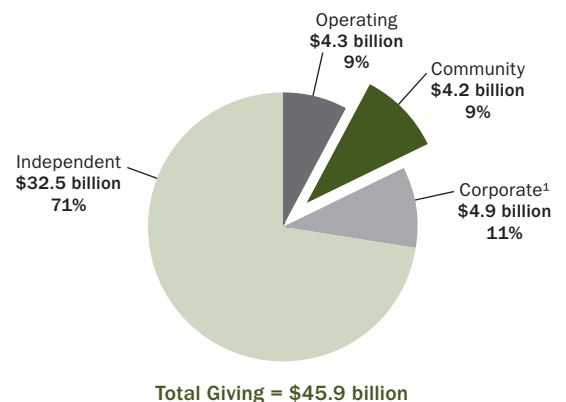
Summary 2010 Statistics for Community Foundations

Change in Community Foundations, 2009 to 2010

	2009	2010	% Change
No. of Foundations	737	734	-0.4
Total Giving	\$ 4,174,413	\$ 4,213,390	0.9
Total Assets	\$49,491,219	\$55,555,918	12.3
Gifts Received	\$ 4,814,379	\$ 4,751,748	-1.3

Note: Dollars in thousands.

Community foundation giving represented about one-tenth of total foundation giving in 2010



Note: Based on total giving by 76,610 grantmaking private and community foundations.
¹Excludes giving by corporate operating foundations.

Summary 2010 Statistics for Community Foundations, continued

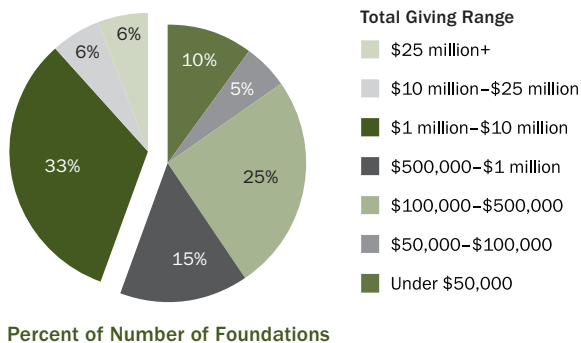
Top 25 Community Foundations by Total Giving, 2010

Foundation Name	State	Total Giving ¹	Assets	Gifts Received	Fiscal Date
1. Greater Kansas City Community Foundation	MO	\$251,886,514	\$1,189,480,459	\$213,227,522	12/31/2010
2. Silicon Valley Community Foundation	CA	228,399,000	1,830,140,000	155,525,000	12/31/2010
3. New York Community Trust	NY	140,835,396	1,877,885,562	106,535,663	12/31/2010
4. Chicago Community Trust	IL	130,513,816	1,595,765,501	89,038,445	9/30/2010
5. California Community Foundation	CA	117,608,000	1,242,402,000	106,597,000	6/30/2011
6. Community Foundation for Greater Atlanta	GA	99,000,534	741,108,064	138,352,721	12/31/2010
7. Columbus Foundation and Affiliated Organizations	OH	96,119,215	1,061,039,486	109,087,479	12/31/2010
8. Cleveland Foundation	OH	94,560,803	1,888,630,534	40,561,975	12/31/2010
9. Tulsa Community Foundation	OK	93,524,000	4,022,451,000	91,656,000	12/31/2010
10. Omaha Community Foundation	NE	86,420,901	606,014,771	137,181,546	12/31/2010
11. San Francisco Foundation	CA	82,473,000	1,101,069,000	56,712,000	6/30/2011
12. Boston Foundation	MA	77,521,000	859,510,000	81,215,000	6/30/2011
13. Denver Foundation	CO	69,012,161	576,008,818	51,352,704	12/31/2010
14. East Bay Community Foundation	CA	67,463,000	369,800,000	29,300,000	6/30/2011
15. Community Foundation for National Capital Region	DC	62,969,894	368,358,325	55,381,316	3/31/2011
16. Greater Cincinnati Foundation	OH	62,620,127	443,097,111	62,296,825	12/31/2010
17. Marin Community Foundation	CA	57,484,094	1,207,464,129	81,282,665	6/30/2011
18. Communities Foundation of Texas	TX	55,784,000	769,107,000	30,235,000	6/30/2011
19. Community Foundation for Southeast Michigan	MI	55,208,050	600,483,119	37,562,500	12/31/2010
20. Seattle Foundation	WA	52,117,881	663,201,900	64,883,181	12/31/2010
21. Greater Houston Community Foundation	TX	46,325,575	296,571,854	68,538,944	12/31/2010
22. Saint Paul Foundation	MN	46,065,048	702,560,293	48,515,216	12/31/2010
23. Minneapolis Foundation	MN	45,193,056	625,399,567	51,307,178	3/31/2011
24. Community Foundation of Middle Tennessee	TN	44,664,210	412,697,685	55,708,035	12/31/2010
25. Pittsburgh Foundation	PA	41,545,328	821,409,075	72,360,620	12/31/2010

Note: The Foundation For The Carolinas and Oregon Community Foundation were omitted from the list because updated fiscal information was not available at the time of publication. Their giving in 2009 was \$89.9 million and \$60.7 million, respectively.

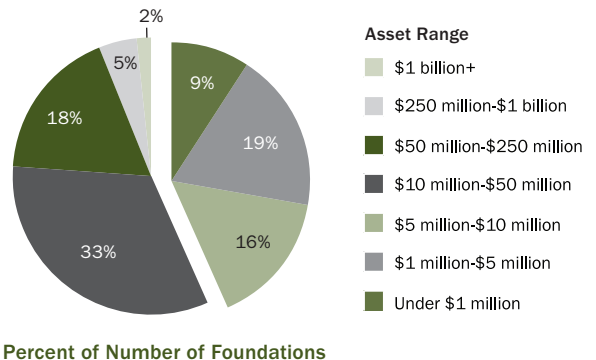
¹Includes grants, scholarships, and employee matching gifts; excludes set-asides, loans, PRIs, and program expenses.

Close to half of community foundations reported \$1 million or more in giving in 2010



Note: Based on total giving by 734 grantmaking community foundations. Due to rounding, figures may not add up to 100 percent.

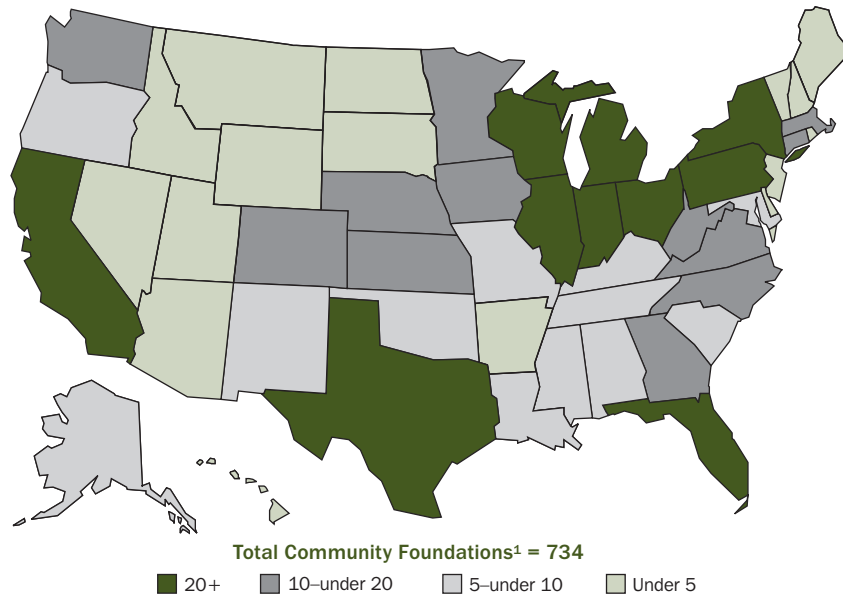
Well over half of community foundations reported \$10 million or more in assets in 2010



Note: Based on 734 grantmaking community foundations. Due to rounding, figures may not add up to 100 percent.

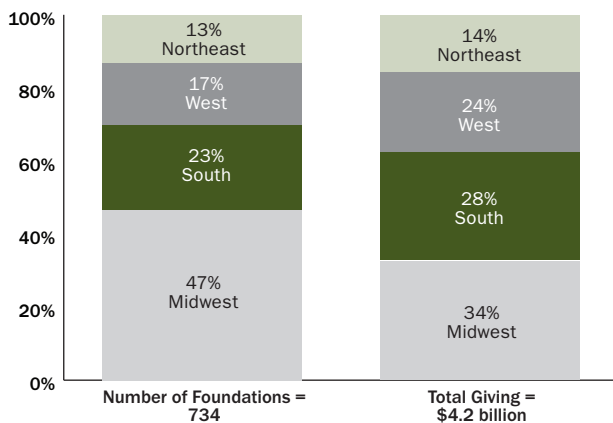
Summary 2010 Statistics for Community Foundations, continued

Community Foundations by State, 2010



¹Number of community foundations includes one foundation located in Puerto Rico and one in the Virgin Islands.

The Midwest accounted for close to half of community foundations in 2010



Note: Giving includes grants, scholarships, and employee matching gifts; excludes set-asides, loans, PRIs, and program expenses.



FOUNDATION CENTER

Knowledge to build on.

79 Fifth Avenue ♦ New York, NY 10003
 foundationcenter.org ♦ (212) 620-4230

Source for all data: The Foundation Center

For more information contact Reina Mukai at (212) 807-2467 or rkm@foundationcenter.org. "Key Facts on Community Foundations" is available at foundationcenter.org.